



BIOCHEK[®] - GLOW

Hand Hygiene Technique Training Kit

The ideal tool for hand hygiene training:

- Simple to implement & use
- Immediately shows any gaps in hand rubbing technique
- Easy to understand & convincing results



Contents:

Each Lock & Seal Box contains:
2 Nos. 110 ml Bottles of Glow Gel
1 No. UV Torch



Easy to interpret, clear results:

Areas of hands properly rubbed with Han'gel Glow solution show up as bright blue colour, while areas left out appear as dark spots under the UV light from the torch

Directions for Use:

1. Open the box and remove glow gel bottle
2. Ask the participants to use the given Han'gel Glow solution and perform hand antisepsis as per their usual practice
3. Use UV Torch and shine it onto the hands of the participant
5. Wherever the Han'gel glow solution has been applied properly onto the skin will glow bright blue, while areas that were not covered will show up as dark spots
6. Use the checklist provided to identify which of the Six Steps of Hand Hygiene has been missed by the participant
7. Retrain the participant and re-check for compliance again if necessary



PSK PHARMA PRIVATE LIMITED

121/22 Mahajenahalli, Shimoga Road, Harihar - 577601, Karnataka, India

ISO 13485 Medical Devices
Certified QMS

Tel: +91 96060 69014 | e-mail: weprotect@pskpharma.com | www.pskpharma.com



WHO-GMP Certified

HAND RUBBING TECHNIQUE EVALUATION SHEET

Hospital Name:

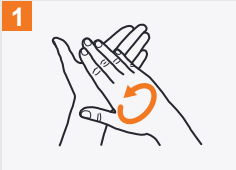

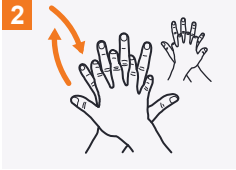









Employee Name:

Area / Department:

Date of Evaluation:



PSK Pharma - Your trusted partner for Hand Hygiene.

Hand Rubbing Step	Area to Inspect in Glow Box	Record Compliance (Bright Area = Pass, Dark Areas = Fail)	
<p>1</p>  <p>Rub hands palm to palm;</p>	 <p>Inspect palms</p>	<p>Pass</p> <input type="checkbox"/>	<p>Fail</p> <input type="checkbox"/>
<p>2</p>  <p>Right palm over left dorsum with interlaced fingers and vice versa;</p>	 <p>Inspect backs of the hands</p>	<p>Pass</p> <input type="checkbox"/>	<p>Fail</p> <input type="checkbox"/>
<p>3</p>  <p>Palm to palm with fingers interlaced;</p>	 <p>Inspect insides of fingers and in-between fingers</p>	<p>Pass</p> <input type="checkbox"/>	<p>Fail</p> <input type="checkbox"/>
<p>4</p>  <p>Backs of fingers to opposing palms with fingers interlocked;</p>	 <p>Inspect backs of fingers</p>	<p>Pass</p> <input type="checkbox"/>	<p>Fail</p> <input type="checkbox"/>
<p>5</p>  <p>Rotational rubbing of left thumb clasped in right palm and vice versa;</p>	 <p>Inspect thumbs and bases of thumbs</p>	<p>Pass</p> <input type="checkbox"/>	<p>Fail</p> <input type="checkbox"/>
<p>6</p>  <p>Rotational rubbing, backwards and forwards with clasped fingers with clasped fingers of right hand in left palm and vice versa</p>	 <p>Inspect tips of fingers and thumbs</p>	<p>Pass</p> <input type="checkbox"/>	<p>Fail</p> <input type="checkbox"/>



BIOCHEK[®] LOTION
Chlorhexidine 1% & Ethyl Alcohol 61%
Waterless Surgical Hand Scrub



CUTARUB[®] CHG CLASSIC
Chlorhexidine 0.5% & Ethyl Alcohol 70%
Fragrance-free Hand Antiseptic



BIOCHEK[®] CHG
Chlorhexidine 0.5% & Ethyl Alcohol 70%
Hand & Skin Antiseptic



BIOCHEK[®] HANDRUB
Mecetronium & Propanol
Hand Antiseptic

PSK PHARMA PRIVATE LIMITED
121/22 Mahajenahalli, Shimoga Road
Harihar - 577601, Karnataka
Website: www.pskpharma.com
Email: weprotect@pskpharma.com
Tel: +91 8192 240317, 240318

Source: "Hand Hygiene: Why, How & When" - WHO Patient Safety publications